



Building Permit Detailed Summary Report

QUARTER 3 - 2022

BUILDING PERMIT ACTIVITY

BUILDING PERMITS ISSUED

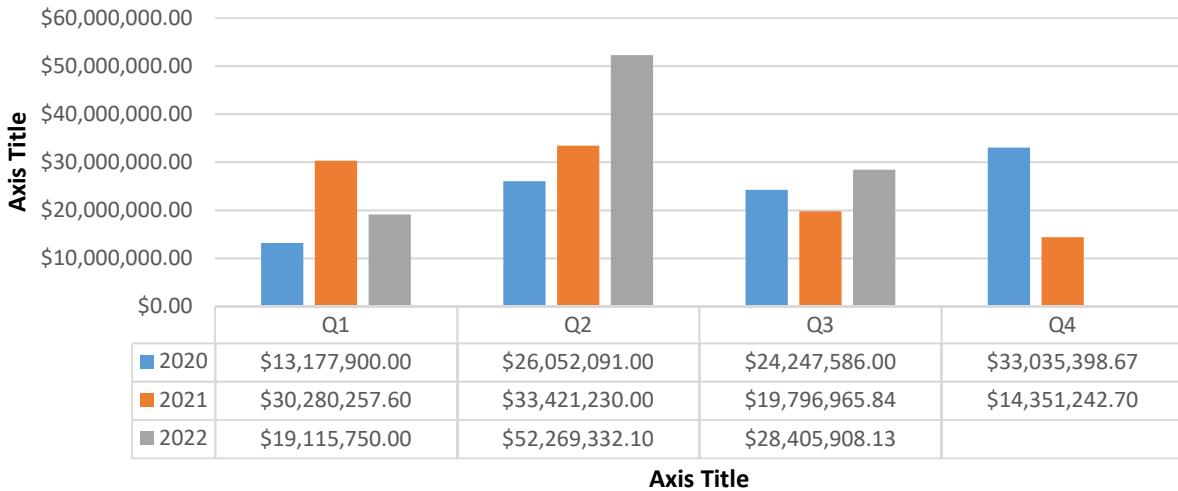
Quarter	Year		
	2020	2021	2022
Q1	72	106	77
Q2	118	156	138
Q3	174	94	103
Q4	126	88	
Grand Total	490	444	318



CONSTRUCTION VALUE OF PERMITS ISSUED

Quarter	Year		
	2020	2021	2022
Q1	\$13,177,900.00	\$30,280,257.60	\$19,115,750.00
Q2	\$26,052,091.00	\$33,421,230.00	\$52,269,332.10
Q3	\$24,247,586.00	\$19,796,965.84	\$28,405,908.13
Q4	\$33,035,398.67	\$14,351,242.70	
Grand Total	\$96,512,975.67	\$97,849,696.14	\$99,790,990.23

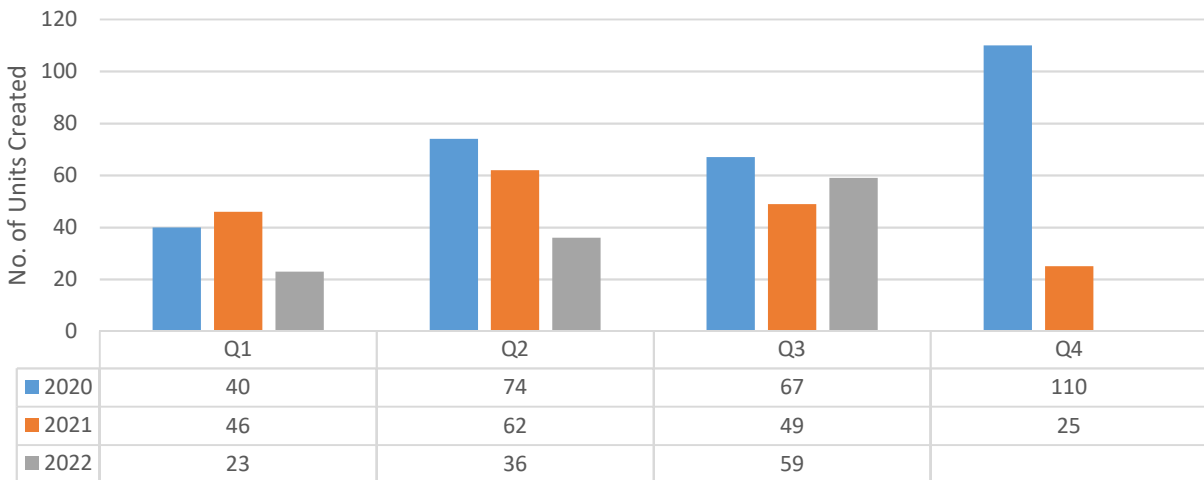
Construction Value of Permits Issued



DWELLING UNIT ACTIVITY

Quarter	Year		
	2020	2021	2022
Q1	40	46	23
Q2	74	62	36
Q3	67	49	59
Q4	110	25	
Grand Total	291	182	118

No. Of Dwelling Units Created



APARTMENT UNITS CREATED

Apartment Units Created	Year		
	2020	2021	2022
Quarter			
Q1		2	
Q2	1		
Q3	8		38
Q4	6		
Grand Total	15	2	38

SEMI-DETACHED UNITS CREATED

Semi-Detached Units Created	Year		
	2020	2021	2022
Quarter			
Q1			
Q2	2		
Q3	2		
Q4	2		
Grand Total	6	0	0

SINGLE FAMILY DWELLING UNITS CREATED

Single Family Dwelling Units Created	Year		
	2020	2021	2022
Quarter			
Q1	40	43	22
Q2	50	62	36
Q3	57	30	19
Q4	71	23	
Grand Total	218	158	77

SECONDARY SUITE UNITS CREATED

Secondary Suite Units Created	Year		
	2020	2021	2022
Quarter			
Q1		1	1
Q2			
Q3		1	2
Q4		2	
Grand Total	0	4	3

TOWNHOUSE UNITS CREATED

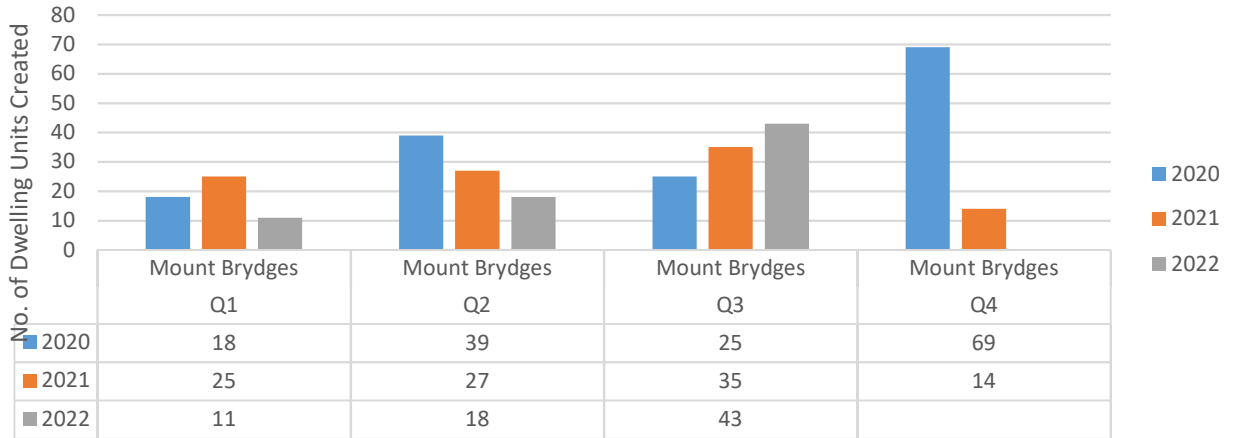
Townhouse Units Created	Year		
	2020	2021	2022
Quarter			
Q1			
Q2	21		
Q3		18	
Q4	31		
Grand Total	52	18	0

NUMBER OF DWELLING UNITS CREATED BY LOCATION

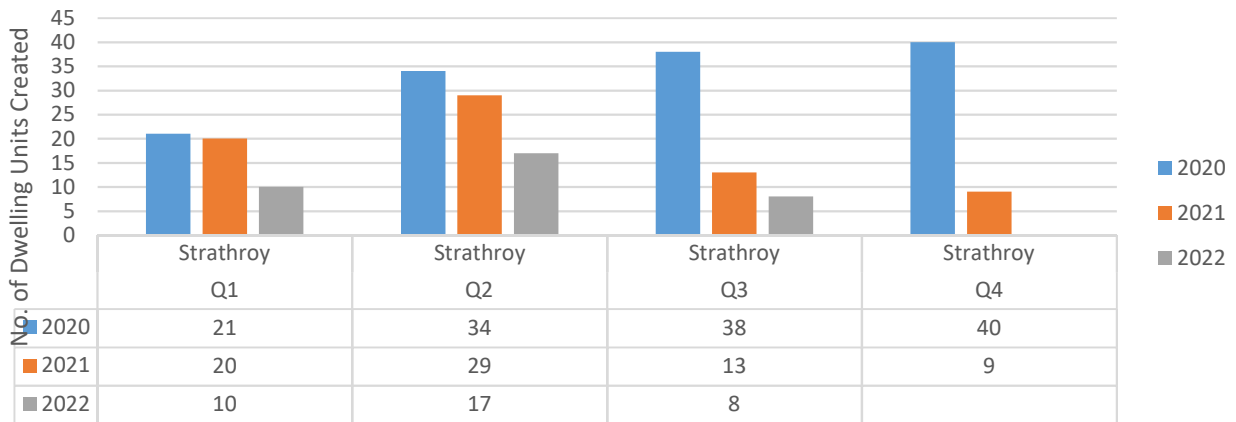
Dwelling Units Created by Location	Year		
	2020	2021	2022
Q1	40	46	23
Mount Brydges	18	25	11
Rural	1	1	2
Strathroy	21	20	10
Q2	74	62	36
Mount Brydges	39	27	18
Rural	1	6	1
Strathroy	34	29	17
Q3	67	49	59
Mount Brydges	25	35	43
Rural	4	1	8
Strathroy	38	13	8
Q4	110	25	
Mount Brydges	69	14	
Rural	1	2	
Strathroy	40	9	
Grand Total	291	182	118

Dwelling Units Created by Location – Total 2022 to-date	
Mount Brydges	72
Rural	11
Strathroy	35
Grand Total	118

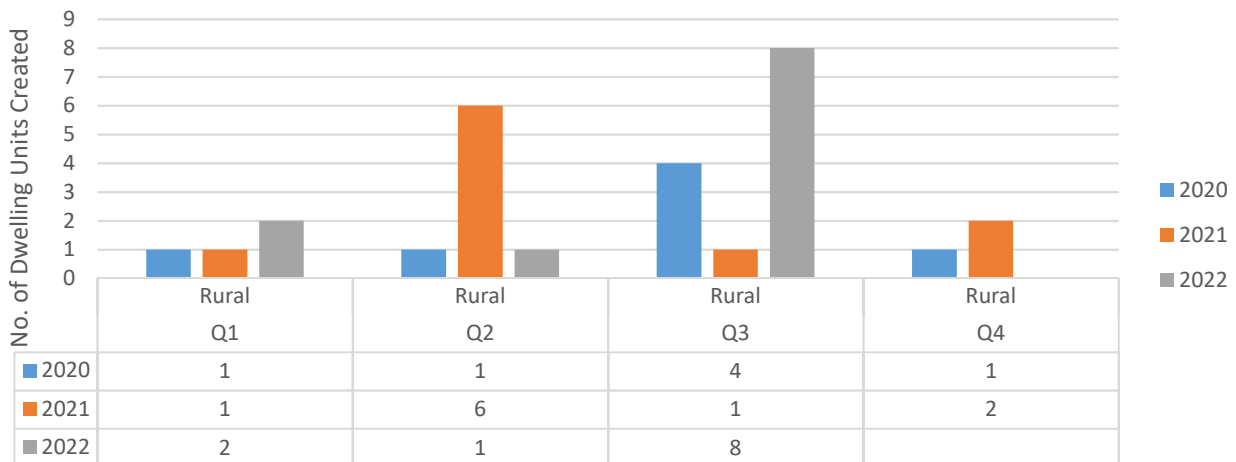
Mount Brydges Dwelling Units Created



Strathroy Dwelling Units Created



Rural Dwelling Units Created



ISSUED PERMITS ACTIVITY

Quarter/Type	Year		
	2020	2021	2022
Q1	72	106	77
Agricultural Buildings	1	6	5
Apartment		1	
Commercial / Industrial	3	8	5
Demo		3	4
Garage / Shed / Deck	10	15	5
Institutional Buildings		2	2
New SFD	40	43	22
Plumbing / Servicing	5	2	6
Residential Additions / Reno	8	16	11
Septic	1		
Signs	1	1	
Swimming Pools	3	9	17
Q2	118	156	138
Agricultural Buildings	3	6	6
Apartment	1		
Commercial / Industrial	3	4	8
Demo	2	4	
Garage / Shed / Deck	15	25	32
Institutional Buildings		4	2
New Semi-Detached Residential	1		
New SFD	50	62	36
Plumbing / Servicing	2	7	9
Residential Additions / Reno	7	9	14
Septic	3	4	6
Signs	1	3	4
Swimming Pools	25	28	21
Townhouse	5		
Q3	174	94	103
Agricultural Buildings	6	2	3
Apartment	1		2

Commercial / Industrial	7	2	7
Demo	3	5	2
Garage / Shed / Deck	50	22	25
Institutional Buildings	1	2	2
New Semi-Detached Residential	1		
New SFD	57	30	19
Plumbing / Servicing	8	3	9
Residential Additions / Reno	14	12	17
Septic	3	2	4
Signs	2		
Swimming Pools	21	10	13
Townhouse		4	
Q4	126	88	
Agricultural Buildings	3	8	
Apartment	2		
Commercial / Industrial	5	12	
Demo	4	2	
Garage / Shed / Deck	14	19	
Institutional Buildings	3	1	
New Semi-Detached Residential	1		
New SFD	71	23	
Plumbing / Servicing	5	1	
Residential Additions / Reno	9	12	
Septic		2	
Swimming Pools	3	8	
Townhouse	6		
Grand Total	490	444	318

# of Building Inspections	Year		
	2020	2021	2022
Quarter			
Q1		655	375
Q2		914	628
Q3		483	465
Q4		438	
Grand Total		2190	1468