



Building Permit Detailed Summary Report

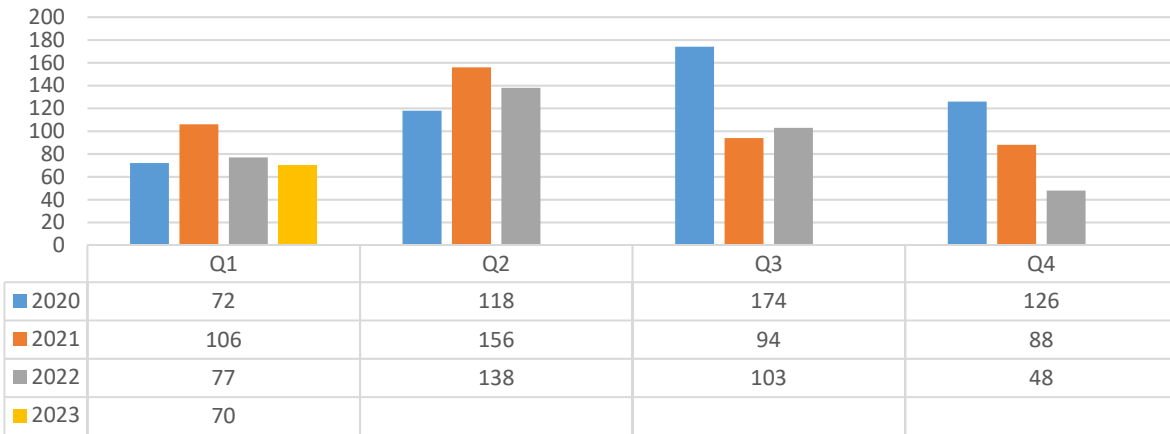
QUARTER 1 - 2023

BUILDING PERMIT ACTIVITY

BUILDING PERMITS ISSUED

Quarter	Year			
	2020	2021	2022	2023
Q1	72	106	77	70
Q2	118	156	138	
Q3	174	94	103	
Q4	126	88	48	
Grand Total	490	444	366	70

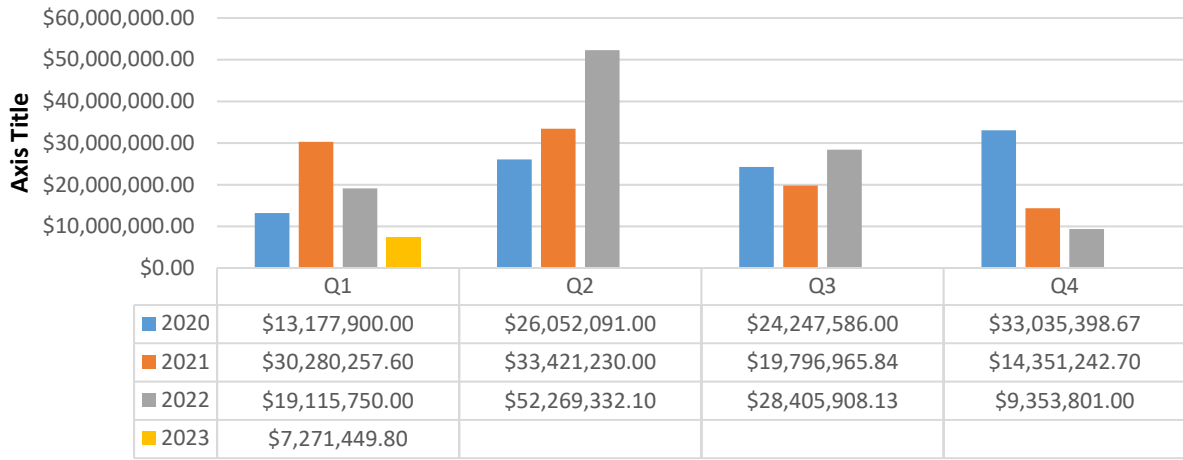
Building Permits Issued
2020-2023 Year-to-Date



CONSTRUCTION VALUE OF PERMITS ISSUED

Quarter	Year			
	2020	2021	2022	2023
Q1	\$13,177,900.00	\$30,280,257.60	\$19,115,750.00	\$7,271,450.00
Q2	\$26,052,091.00	\$33,421,230.00	\$52,269,332.10	
Q3	\$24,247,586.00	\$19,796,965.84	\$28,405,908.13	
Q4	\$33,035,398.67	\$14,351,242.70	\$9,353,801.00	
Grand Total	\$96,512,975.67	\$97,849,696.14	\$109,144,791.23	\$7,271,450.00

Construction Value of Permits Issued

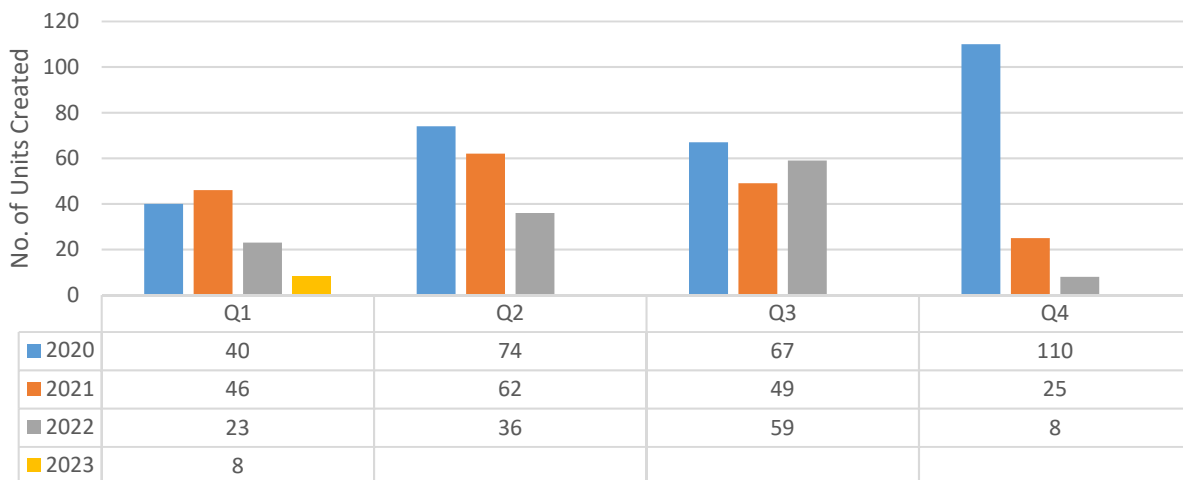


Axis Title

DWELLING UNIT ACTIVITY

Quarter	Year			
	2020	2021	2022	2023
Q1	40	46	23	8
Q2	74	62	36	
Q3	67	49	59	
Q4	110	25	8	
Grand Total	291	182	126	8

No. Of Dwelling Units Created



APARTMENT UNITS CREATED

Apartment Units Created	Year			
Quarter	2020	2021	2022	2023
Q1	0	2	0	0
Q2	1	0	0	
Q3	8	0	38	
Q4	6	0	0	
Grand Total	15	2	38	0

SEMI-DETACHED UNITS CREATED

Semi-Detached Units Created	Year			
Quarter	2020	2021	2022	2023
Q1	0	0	0	2
Q2	2	0	0	
Q3	2	0	0	
Q4	2	0	2	
Grand Total	6	0	2	2

SINGLE FAMILY DWELLING UNITS CREATED

Single Family Dwelling Units Created	Year			
Quarter	2020	2021	2022	2023
Q1	40	43	22	4
Q2	50	62	36	
Q3	57	30	19	
Q4	71	23	5	
Grand Total	218	158	82	4

SECONDARY SUITE UNITS CREATED

Secondary Suite Units Created	Year			
Quarter	2020	2021	2022	2023
Q1	0	1	1	2
Q2	0	0	0	
Q3	0	1	2	
Q4	0	2	1	
Grand Total	0	4	4	2

TOWNHOUSE UNITS CREATED

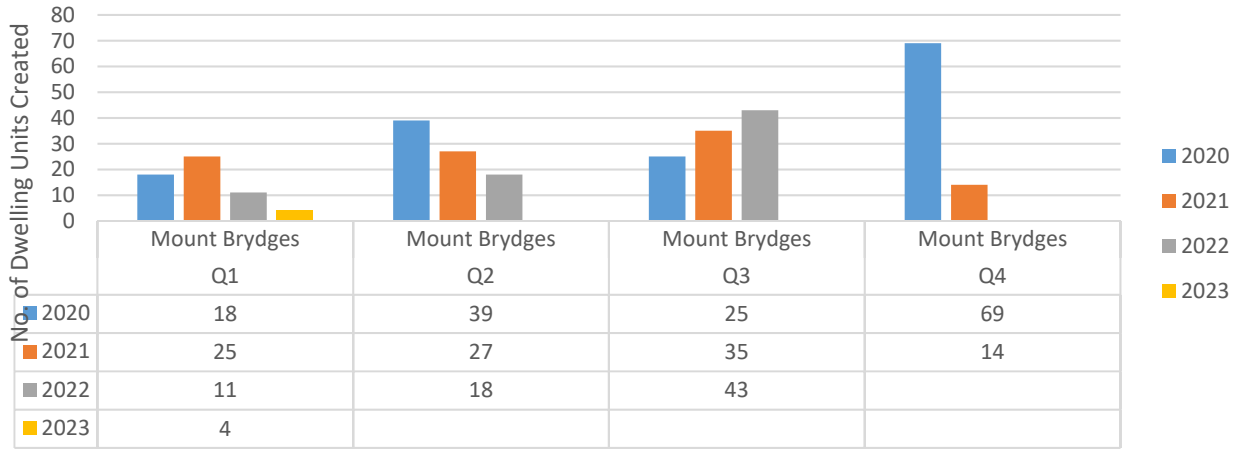
Townhouse Units Created	Year			
	2020	2021	2022	2023
Q1	0	0	0	0
Q2	21	0	0	
Q3	0	18	0	
Q4	31	0	0	
Grand Total	52	18	0	0

NUMBER OF DWELLING UNITS CREATED BY LOCATION

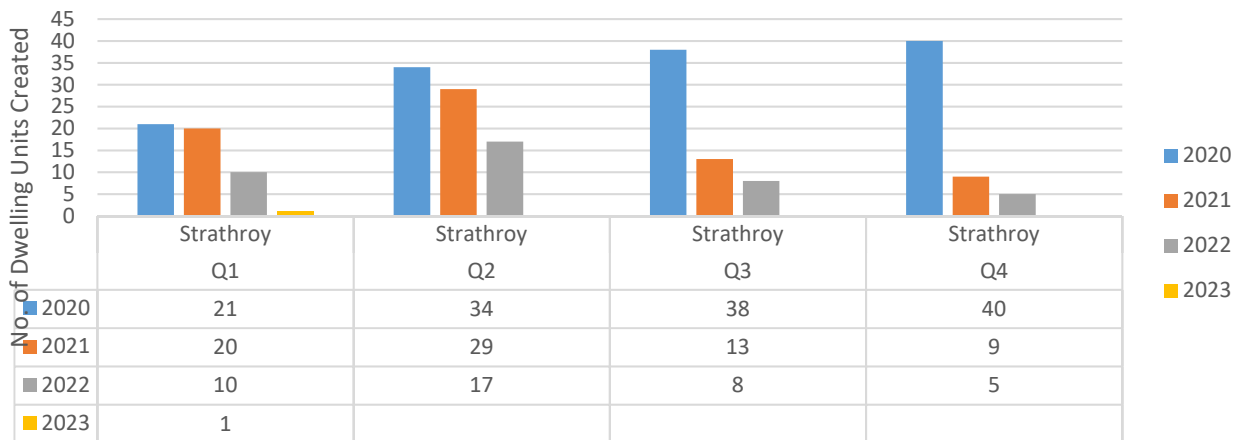
Dwelling Units Created by Location	Year			
	2020	2021	2022	2023
Q1	40	46	23	8
Mount Brydges	18	25	11	4
Rural	1	1	2	3
Strathroy	21	20	10	1
Q2	74	62	36	
Mount Brydges	39	27	18	
Rural	1	6	1	
Strathroy	34	29	17	
Q3	67	49	59	
Mount Brydges	25	35	43	
Rural	4	1	8	
Strathroy	38	13	8	
Q4	110	25	8	
Mount Brydges	69	14	0	
Rural	1	2	3	
Strathroy	40	9	5	
Grand Total	291	182	126	8

Dwelling Units Created by Location – Total 2023 to-date	
Mount Brydges	4
Rural	3
Strathroy	1
Grand Total	8

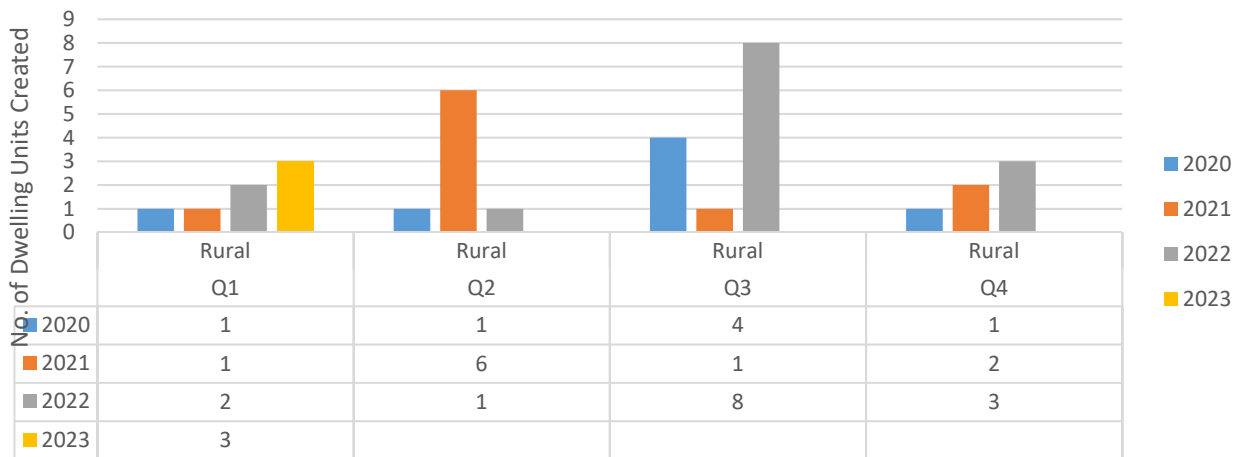
Mount Brydges Dwelling Units Created



Strathroy Dwelling Units Created



Rural Dwelling Units Created



ISSUED PERMITS ACTIVITY

Quarter/Type	Year			
	2020	2021	2022	2023
Q1	72	106	77	70
Agricultural Buildings	1	6	5	3
Apartment		1		
Commercial / Industrial	3	8	5	10
Demo		3	4	4
Garage / Shed / Deck	10	15	5	8
Institutional Buildings		2	2	1
New Semi-Detached Residential				1
New SFD	40	43	22	5
Plumbing / Servicing	5	2	6	1
Residential Additions / Reno	8	16	11	25
Septic	1			3
Signs	1	1		3
Swimming Pools	3	9	17	6
Q2	118	156	138	70
Agricultural Buildings	3	6	6	
Apartment	1			
Commercial / Industrial	3	4	8	
Demo	2	4		
Garage / Shed / Deck	15	25	32	
Institutional Buildings		4	2	
New Semi-Detached Residential	1			
New SFD	50	62	36	
Plumbing / Servicing	2	7	9	
Residential Additions / Reno	7	9	14	
Septic	3	4	6	
Signs	1	3	4	
Swimming Pools	25	28	21	
Townhouse	5			
Q3	174	94	103	
Agricultural Buildings	6	2	3	
Apartment	1		2	
Commercial / Industrial	7	2	7	
Demo	3	5	2	
Garage / Shed / Deck	50	22	25	

Institutional Buildings	1	2	2	
New Semi-Detached Residential	1			
New SFD	57	30	19	
Plumbing / Servicing	8	3	9	
Residential Additions / Reno	14	12	17	
Septic	3	2	4	
Signs	2			
Swimming Pools	21	10	13	
Townhouse		4		
Q4	126	88	48	
Agricultural Buildings	3	8	5	
Apartment	2			
Commercial / Industrial	5	12	5	
Demo	4	2		
Garage / Shed / Deck	14	19	4	
Institutional Buildings	3	1	2	
New Semi-Detached Residential	1		1	
New SFD	71	23	5	
Plumbing / Servicing	5	1	4	
Residential Additions / Reno	9	12	17	
Septic		2	2	
Swimming Pools	3	8	3	
Townhouse	6			
Grand Total	490	444	366	70

# of Building Inspections	Year			
	2020	2021	2022	2023
Q1		655	375	302
Q2		914	628	
Q3		483	465	
Q4		438	195	
Grand Total		2190	1663	302